



Hans Moes Kraal ATSA833

SITE LOCALITY  
NOT TO SCALE

PROPOSED ATLAS TELECOMMUNICATIONS INSTALLATION - GREENFIELD  
SITE NAME : HANS MOES KRAAL  
SITE ID: ATSA833  
CLIENT:

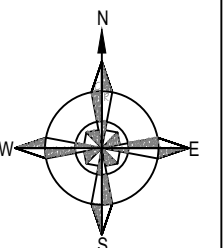



SITE PARTICULARS

ERF DESCRIPTION: PTN 112 OF THE FARM HANS MOES KRAAL NO. 202  
WESTERN CAPE  
CO-ORDS / HASL: 34° 2'35.81"S - 22°27'8.85"E / HASL 175(m)  
OWNERS NAME: .....  
OWNERS CONTACT: .....  
DRAWN BY: CHARLOTTE REINHARDT

SIGNATURES

NAME:	SIGNATURE:	DATE:
RADIO PLANNER:		18/01/2019
PROPERTY:		SHEET NO.: 01 OF 05
IMPLEMENTATION:		DWG NO.: CRDS1485 REV0
OWNER:		
ATLAS REPRESENTATIVE:		





SITE AERIAL CADASTRAL  
NOT TO SCALE

PROPOSED ATLAS TELECOMMUNICATIONS INSTALLATION - GREENFIELD SITE NAME : HANS MOES KRAAL SITE ID: ATSA833 CLIENT:	SITE PARTICULARS		SIGNATURES		
	ERF DESCRIPTION: CO-ORDS / HASL: OWNERS NAME: OWNERS CONTACT: DRAWN BY:	PTN 112 OF THE FARM HANS MOES KRAAL NO. 202 WESTERN CAPE 34° 2'35.81"S - 22°27'8.85"E / HASL 175(m) ..... ..... CHARLOTTE REINHARDT	RADIO PLANNER: PROPERTY: IMPLEMENTATION: OWNER: ATLAS REPRESENTATIVE:	NAME:     	SIGNATURE:     



**SCOPE OF WORK:**

- NEW ATLAS TOWER GREENFIELD INSTALLATION INSIDE EXISTING PROPERTY.
- 8m x 8m SITE WITH 25m HIGH TREE.
- SITE TO BE PHOTOGRAPHED BEFORE CONSTRUCTION COMMENCES

NEW ATLAS TOWER SITE = 64 SQM

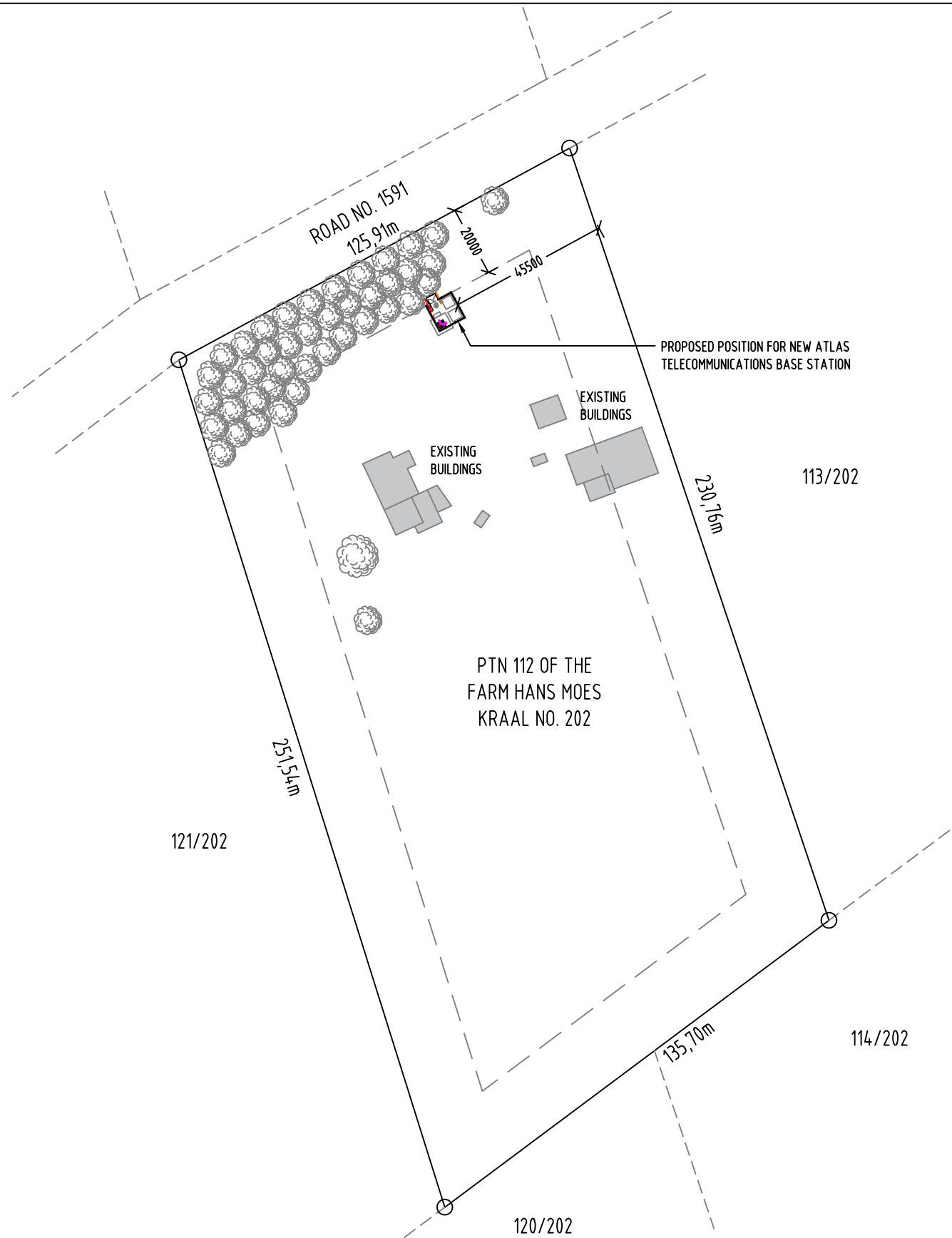
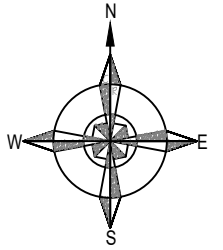
NO ADDITIONAL F.A.R. OR COVERAGE

**NOTES:**

- ALL DIMS. AND LEVELS TO BE VERIFIED ON SITE BY ATLAS TOWER.
- SETTING OUT AND LAYOUT OF EQUIPMENT TO BE FINALISED BY ATLAS TOWER.
- ALL EQUIPMENT DETAILS TO BE TO ATLAS TOWER REQUIREMENTS AND SPECS.
- ALL RC AND STRUCTURAL STEEL TO BE TO ENG. DETAILS.

**FIRE NOTES:**

- THE FOLLOWING TO COMPLY WITH SANS 10400.
- FIRE STABILITY OF STRUCTURAL ELEMENTS T4.7
  - PARTITION WALLS AND PARTITIONING T4.9
  - PROTECTION OF OPENINGS T4.10
  - ROOF ASSEMBLIES AND COVERINGS T4.12
  - PROVISION OF FIRE FIGHTING EQUIPMENT T4.32



SITE DEVELOPMENT PLAN  
SCALE 1:1500

**PROPOSED ATLAS TELECOMMUNICATIONS INSTALLATION - GREENFIELD**

SITE NAME : HANS MOES KRAAL  
SITE ID: ATSA833

CLIENT:



**SITE PARTICULARS**

ERF DESCRIPTION:	PTN 112 OF THE FARM HANS MOES KRAAL NO. 202 WESTERN CAPE
CO-ORDS / HASL:	34° 2'35.81"S - 22°27'8.85"E / HASL 175(m)
OWNERS NAME:	.....
OWNERS CONTACT:	.....
DRAWN BY:	CHARLOTTE REINHARDT

**SIGNATURES**

	NAME:	SIGNATURE:	DATE:
RADIO PLANNER:			18/01/2019
PROPERTY:			SHEET NO.:
IMPLEMENTATION:			03 OF 05
OWNER:			DWG NO.:
ATLAS REPRESENTATIVE:			CRDS1485 REV0

**SCOPE OF WORK:**

- NEW ATLAS TOWER GREENFIELD INSTALLATION INSIDE EXISTING PROPERTY.
- 8m x 8m SITE WITH 25m HIGH TREE.
- SITE TO BE PHOTOGRAPHED BEFORE CONSTRUCTION COMMENCES

NEW ATLAS TOWER SITE = 64 SQM

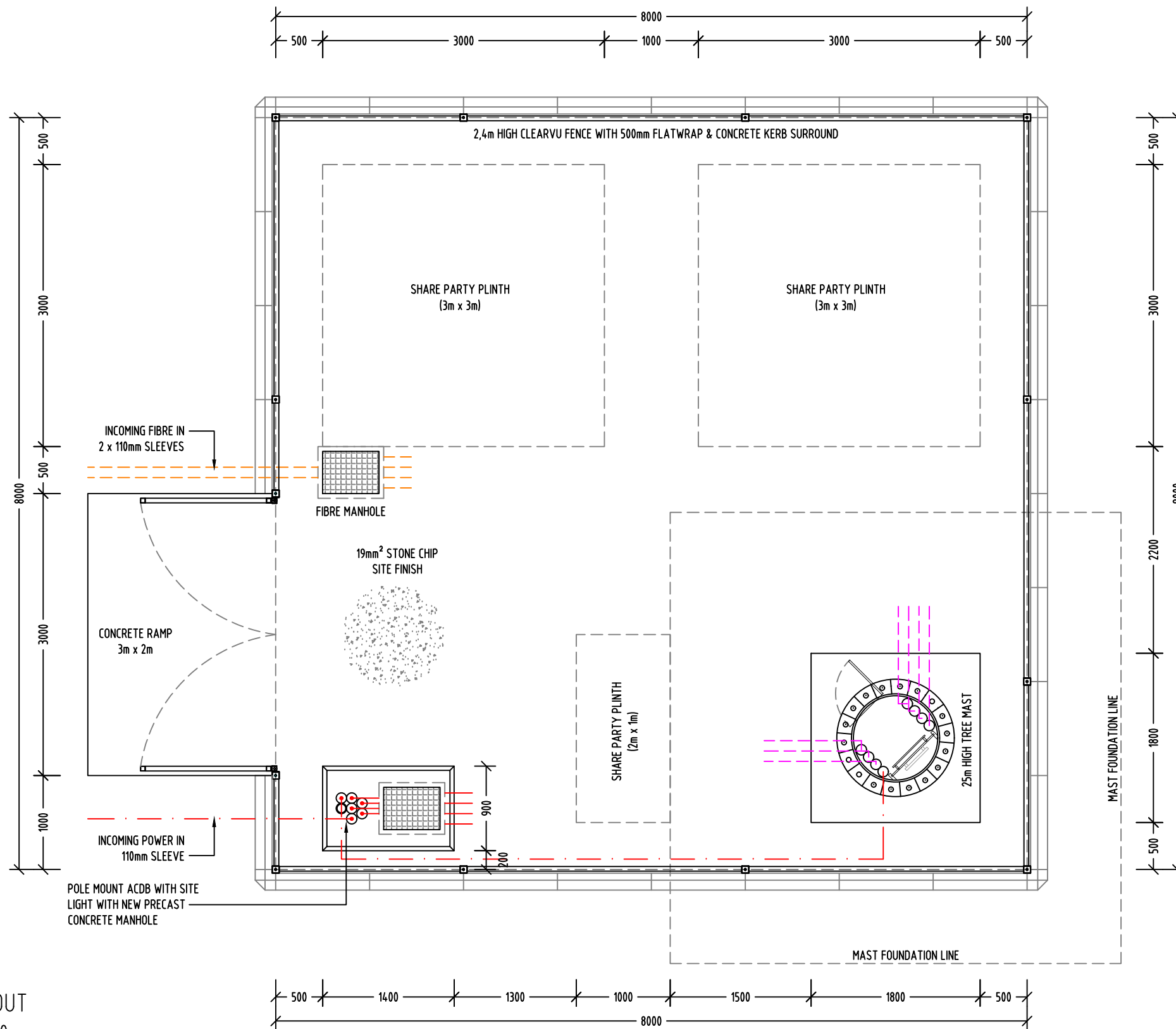
NO ADDITIONAL F.A.R. OR COVERAGE

**NOTES:**

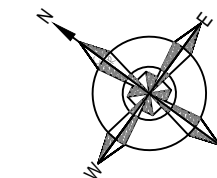
- ALL DIMS. AND LEVELS TO BE VERIFIED ON SITE BY ATLAS TOWER.
- SETTING OUT AND LAYOUT OF EQUIPMENT TO BE FINALISED BY ATLAS TOWER.
- ALL EQUIPMENT DETAILS TO BE TO ATLAS TOWER REQUIREMENTS AND SPECS.
- ALL RC AND STRUCTURAL STEEL TO BE TO ENG. DETAILS.

**FIRE NOTES:**

- THE FOLLOWING TO COMPLY WITH SANS 10400.
- FIRE STABILITY OF STRUCTURAL ELEMENTS T4.7
  - PARTITION WALLS AND PARTITIONING T4.9
  - PROTECTION OF OPENINGS T4.10
  - ROOF ASSEMBLIES AND COVERINGS T4.12
  - PROVISION OF FIRE FIGHTING EQUIPMENT T4.32



BTS LAYOUT  
SCALE 1:50



PROPOSED ATLAS TELECOMMUNICATIONS INSTALLATION - GREENFIELD

SITE NAME : HANS MOES KRAAL

SITE ID: ATSA833

CLIENT:



SITE PARTICULARS

ERF DESCRIPTION:	PTN 112 OF THE FARM HANS MOES KRAAL NO. 202 WESTERN CAPE
CO-ORDS / HASL:	34° 2'35.81"S - 22°27'8.85"E / HASL 175(m)
OWNERS NAME:	.....
OWNERS CONTACT:	.....
DRAWN BY:	CHARLOTTE REINHARDT

SIGNATURES

	NAME:	SIGNATURE:	DATE:
RADIO PLANNER:			18/01/2019
PROPERTY:			SHEET NO.: 04 OF 05
OWNER:			DWG NO.:
ATLAS REPRESENTATIVE:			CRDS1485 REV0

**SCOPE OF WORK:**

- NEW ATLAS TOWER GREENFIELD INSTALLATION INSIDE EXISTING PROPERTY.
- 8m x 8m SITE WITH 25m HIGH TREE.
- SITE TO BE PHOTOGRAPHED BEFORE CONSTRUCTION COMMENCES

NEW ATLAS TOWER SITE = 64 SQM

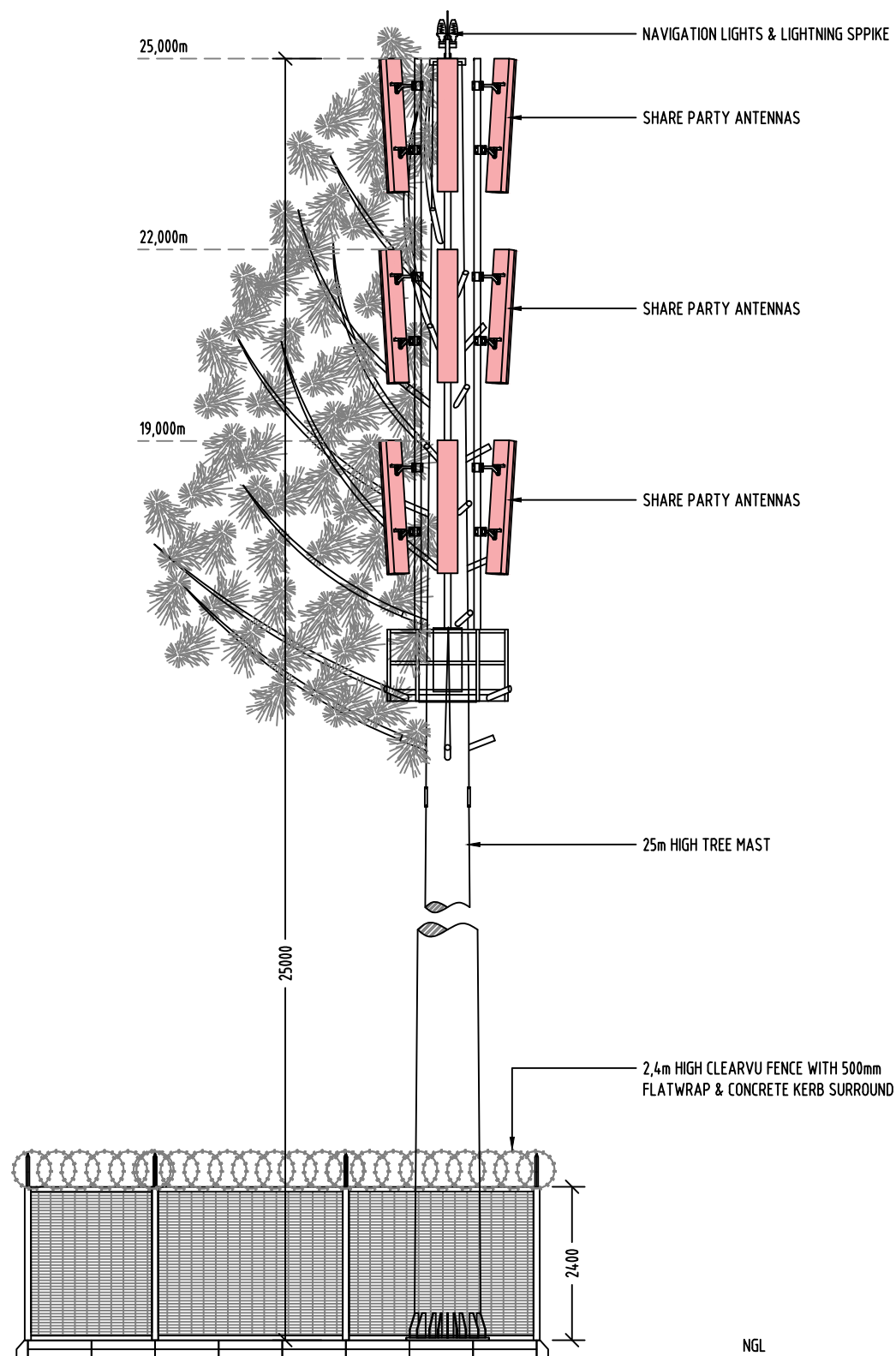
NO ADDITIONAL F.A.R. OR COVERAGE

**NOTES:**

- ALL DIMS. AND LEVELS TO BE VERIFIED ON SITE BY ATLAS TOWER.
- SETTING OUT AND LAYOUT OF EQUIPMENT TO BE FINALISED BY ATLAS TOWER.
- ALL EQUIPMENT DETAILS TO BE TO ATLAS TOWER REQUIREMENTS AND SPECS.
- ALL RC AND STRUCTURAL STEEL TO BE TO ENG. DETAILS.

**FIRE NOTES:**

- THE FOLLOWING TO COMPLY WITH SANS 10400.
- FIRE STABILITY OF STRUCTURAL ELEMENTS T4.7
  - PARTITION WALLS AND PARTITIONING T4.9
  - PROTECTION OF OPENINGS T4.10
  - ROOF ASSEMBLIES AND COVERINGS T4.12
  - PROVISION OF FIRE FIGHTING EQUIPMENT T4.32



ELEVATION  
SCALE 1:100

**PROPOSED ATLAS TELECOMMUNICATIONS INSTALLATION - GREENFIELD**

SITE NAME : HANS MOES KRAAL

SITE ID: ATSA833

CLIENT:



**SITE PARTICULARS**

ERF DESCRIPTION:	PTN 112 OF THE FARM HANS MOES KRAAL NO. 202 WESTERN CAPE
CO-ORDS / HASL:	34° 2'35.81"S - 22°27'8.85"E / HASL 175(m)
OWNERS NAME:	.....
OWNERS CONTACT:	.....
DRAWN BY:	CHARLOTTE REINHARDT

**SIGNATURES**

	NAME:	SIGNATURE:	DATE:
RADIO PLANNER:			18/01/2019
PROPERTY:			SHEET NO.:
IMPLEMENTATION:			05 OF 05
OWNER:			DWG NO.:
ATLAS REPRESENTATIVE:			CRDS1485 REV0